

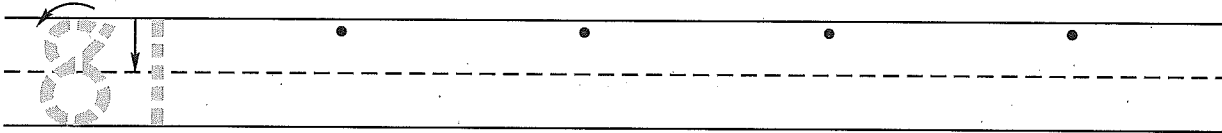
Name \_\_\_\_\_  
(Draw a line segment for your name.)

Date \_\_\_\_\_


Day of the Week \_\_\_\_\_

Tally marks

1. Write the number eighty-one 4 more times. How many digits are on the line? \_\_\_\_\_



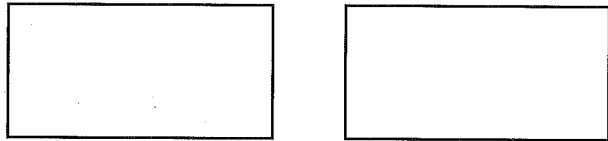
2. There were ten library books on the table in Mrs. Sheehan's room. She took two books back to the library. Draw a picture and write a number sentence to show how many books are on the table now.




Number sentence \_\_\_\_\_

Answer \_\_\_\_\_ library books

3. Draw lines to divide the rectangles in half two different ways. Color one half of each rectangle.





4. Draw tally marks to show 17.

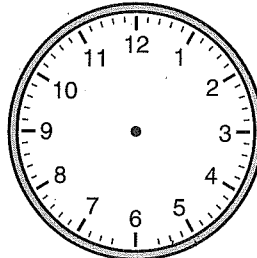



5. Show the times on the clocks.

three o'clock



half past three



6. Add ten to each number.

80

27

43

51

18

Name \_\_\_\_\_

1. Circle the largest number. Put an X on the smallest number.


54	34	63
----	----	----

2. Marsha had five library books on her desk. She took four books back to the library. Draw a picture and write a number sentence to show how many library books are on her desk now.

Number sentence \_\_\_\_\_

Answer \_\_\_\_\_ library book

3. Draw lines to divide the squares in half two different ways. Color one half of each square.

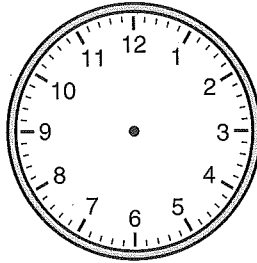



4. Draw tally marks to show 24.

5. Show the times on the clocks.

one o'clock

⋮



half past one

⋮

6. Add ten to each number.

60

35

71

59

13