

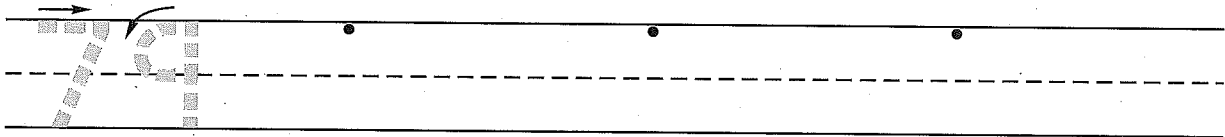
Name _____
 (Draw a line segment for your name.)

Date _____

Day of the Week _____

Tally marks

1. Write the number seventy-nine 3 more times. How many digits are on the line? _____

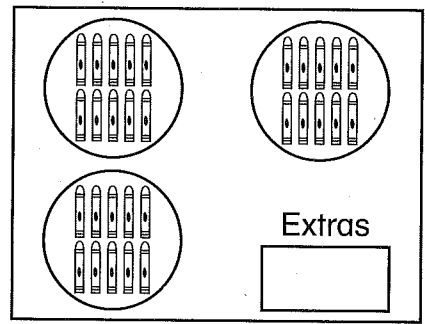


2. Art put his crayons in groups of 10.



How many groups of 10 does he have? _____ groups of 10

How many extra crayons does he have? _____ crayons

How many crayons does he have altogether? _____ crayons



3. Show half past five on both clocks.



4. This is Susan's receipt.

How much money did she spend for the two items? _____

	dimes	pennies	
soup	3	8	¢
cake	2	1	¢
<hr/>			
Total			¢

5. Finish this number pattern.

5, 10, 15, _____, _____, _____, _____, _____, _____

6. How many dimes and pennies will you need to buy the apple?



_____ dimes _____ pennies

This page may not be reproduced without permission of Harcourt Achieve Inc.

Name _____

1. Circle the number in the box that is between 46 and 53.

46 _____ 53

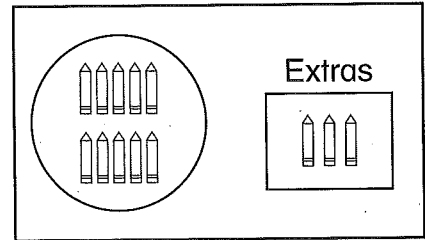
41	57	45	52	44
----	----	----	----	----

2. Amy put her colored pencils in groups of 10.

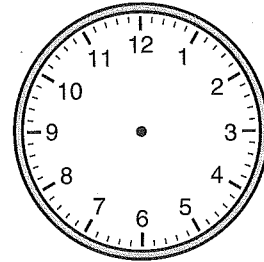

How many groups of 10 does she have? _____ group of 10

How many extra colored pencils does she have? _____ colored pencils

How many colored pencils does she have altogether? _____ colored pencils



3. Show half past two on both clocks.



4. Marsha's receipt at the classroom store looked like this:


How much money did she spend for the two items? _____

	dimes	pennies	
cereal	3	2	¢
cheese	+	1	6
<hr/>			
Total			¢

5. Finish this number pattern.

50, 45, 40, _____, _____, _____, _____, _____, _____

6. How many dimes and pennies will you need to buy the orange?



_____ dimes

_____ penny