

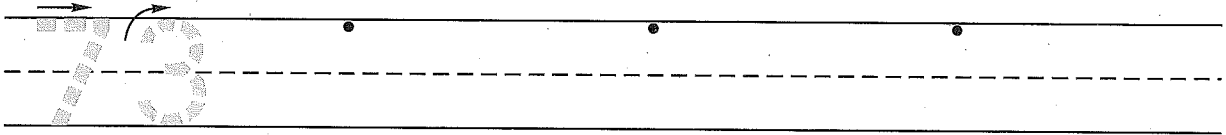
Name _____
 (Draw a line segment for your name.)

Date _____

Day of the Week _____

Tally marks

1. Write the number seventy-three 3 more times. How many digits are on the line? _____



2. Four children said that blue is their favorite color.

Two children said that red is their favorite color.

Five children said that yellow is their favorite color.

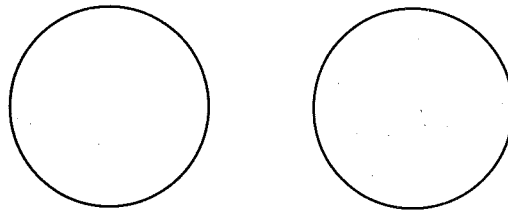
Blue						
Red						
Yellow						

Color the graph to show the children's favorite colors.

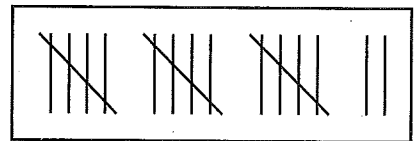
Which color did the greatest number of children like? _____

Which color did the least number of children like? _____

3. Divide each circle in half.
 Color one half of the left circle green.



4. How many tally marks are in the rectangle? _____



5. Joan's receipt at the classroom store looked like this:
 How much money did she spend for the two items? _____

	dimes	pennies	
cereal	2	4	¢
milk	+	1 4	¢
Total			¢

Name _____

1. Finish this number pattern.

91, _____, 93, _____, 95, _____, 97, _____, 99, _____

2. Three children said that orange is their favorite color.

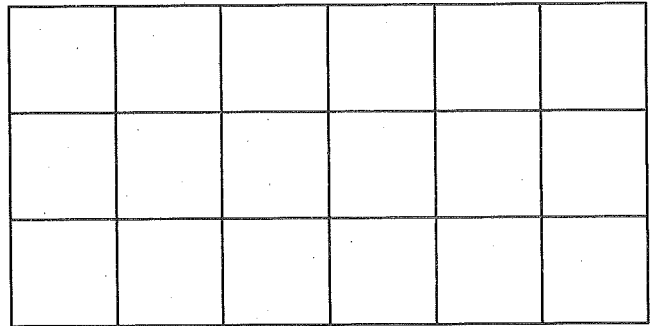
Six children said that green is their favorite color.

Four children said that purple is their favorite color.

Orange

Green

Purple

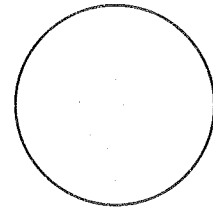
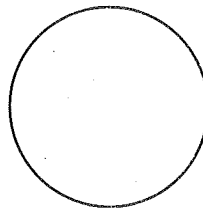


Color the graph to show the children's favorite colors.


Which color did the greatest number of children like? _____

Which color did the least number of children like? _____

3. Divide each circle in half.
Color one half of the right circle red.



4. How many tally marks are in the rectangle? _____



5. Mike's receipt at the classroom store looked like this:

How much money did he spend for the two items? _____

	dimes	pennies	
cat food	3	1	¢
crackers	2	5	¢
<hr/>			
Total			¢