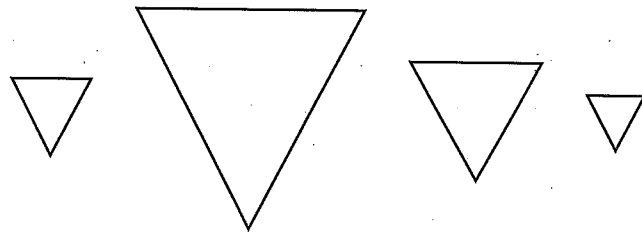


Name _____

Saxon Math 1 (for use with Lesson 76)

1. Color the largest triangle blue.
Color the second-largest triangle red.
Color the smallest triangle yellow.

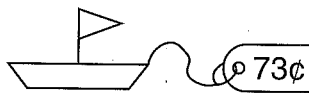


2. Paul made a chain of paper clips. He used 2 small paper clips and 8 large paper clips. Draw a picture and write a number sentence to show Paul's chain of paper clips.

Number sentence _____


How many paper clips did Paul use in his chain? _____ paper clips

3. How many dimes and pennies will you need to buy the toy boat?



_____ dimes _____ pennies

4. Finish this shape pattern.



5. Brendan's receipt at the classroom store looked like this:
Use dimes and pennies to find how much money he spent. _____

	dimes	pennies	
rolls	1	4	¢
corn	2	0	¢
<hr/>			
Total			¢

Name _____

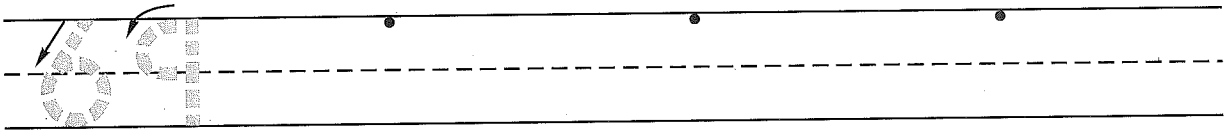
(Draw a line segment for your name.)

Date _____


Day of the Week _____

Tally marks

1. Write the number sixty-nine 3 more times. How many digits are on the line? _____



2. Louisa made a chain of paper clips. She used 6 large paper clips and 6 small paper clips. Draw a picture and write a number sentence to show Louisa's chain of paper clips.



Number sentence _____

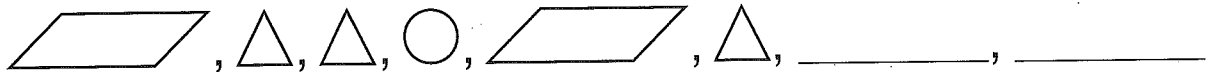
How many paper clips did Louisa use in her chain? _____ paper clips

3. How many dimes and pennies will you need to buy the toy car?



_____ dimes _____ pennies

4. Finish this shape pattern.



5. Christopher's receipt at the classroom store looked like this:

Use dimes and pennies to find how much money he spent. _____

	dimes	pennies	
milk	4	2	¢
beans	3	1	¢
<hr/>			
Total			¢