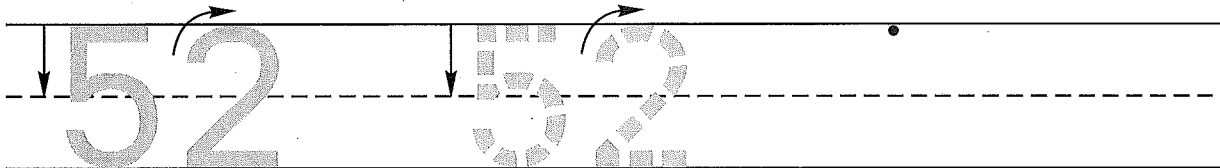


Name \_\_\_\_\_

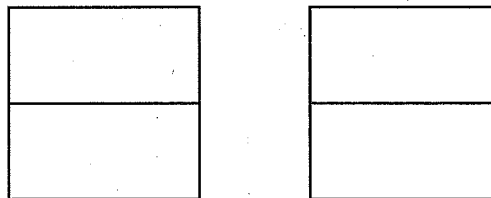
Date \_\_\_\_\_

Day of the Week \_\_\_\_\_

1. Trace the number fifty-two. Write the number fifty-two 1 more time.



2. Color the top half of the left square blue.  
Color the bottom half of the right square red.  
Color the top half of the right square yellow.  
Color the bottom half of the left square green.



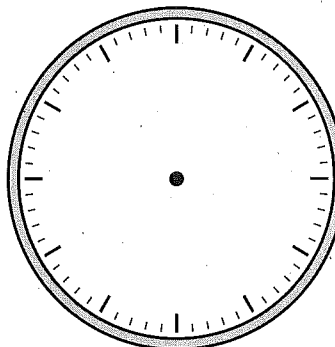
3. Color the squares with **A**, **B**, and **C** on this chart.

1	2	3	<b>A</b>	5	6	7	8	9	10
11	12	13	14	15	16	<b>B</b>	18	19	20
21	22	23	<b>C</b>	25	26	27	28	29	30

What number belongs in the square with the **A**? \_\_\_\_\_ **B**? \_\_\_\_\_ **C**? \_\_\_\_\_

4. Number the clockface.  
Show this time.

8:00



5. Count by 2's. Fill in the missing numbers.

2, \_\_\_\_\_, \_\_\_\_\_, \_\_\_\_\_, \_\_\_\_\_, \_\_\_\_\_, \_\_\_\_\_, \_\_\_\_\_, \_\_\_\_\_

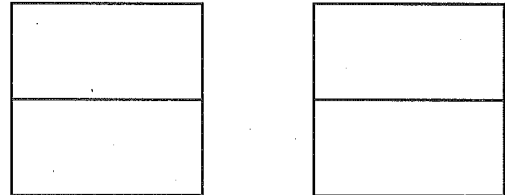
This page may not be reproduced without permission of Harcourt Achieve Inc.

Name \_\_\_\_\_

1. Fill in the missing numbers.

	62						68		
--	----	--	--	--	--	--	----	--	--

2. Color the top half of the left square yellow.  
 Color the bottom half of the right square green.  
 Color the top half of the right square red.  
 Color the bottom half of the left square blue.



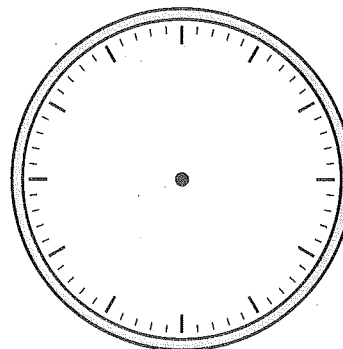
3. Color the squares with A, B, and C on this chart.

1	2	3	4	5	6	7	A	9	10
11	B	13	14	15	16	17	18	19	20
21	22	23	24	C	26	27	28	29	30

What number belongs in the square with the A? \_\_\_\_\_ B? \_\_\_\_\_ C? \_\_\_\_\_

4. Number the clockface.  
Show this time.

9:00



5. Count by 2's. Fill in the missing numbers.

2, \_\_\_\_\_, \_\_\_\_\_, \_\_\_\_\_, \_\_\_\_\_, \_\_\_\_\_, \_\_\_\_\_, \_\_\_\_\_, \_\_\_\_\_

This page may not be reproduced without permission of Harcourt Achieve Inc.