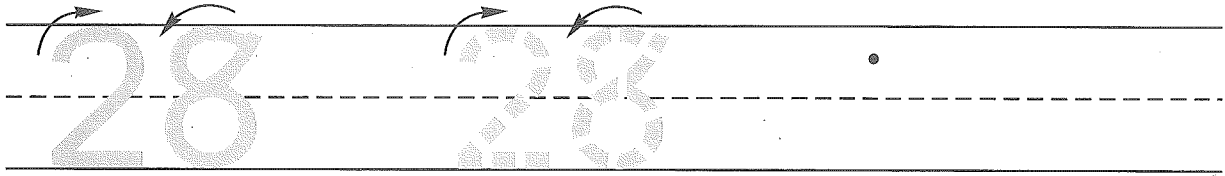



Name _____

1. Trace the number twenty-eight. Write the number twenty-eight 1 more time.



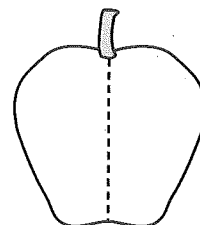
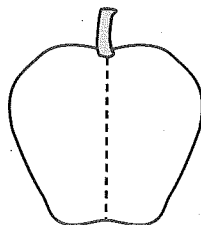
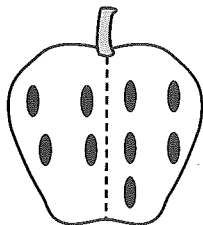
2. Patrick's dad bought 4 small pumpkins and 2 large pumpkins. Draw a picture and write a number sentence to show the number of pumpkins he bought.



Number sentence _____

How many pumpkins did Patrick's dad buy? _____ pumpkins

3. Write a number sentence for the first apple.
Now draw different ways to show 9 apple seeds in the last two apples.

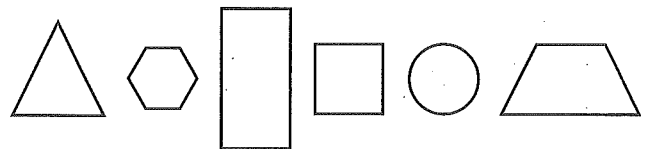


_____ + _____ =

_____ + _____ =

_____ + _____ =

4. Color the **sixth** shape blue.
Color the **triangle** yellow.
Color the shape with **6 angles** orange.
Color the **fourth** shape green.



5. Write the answers.

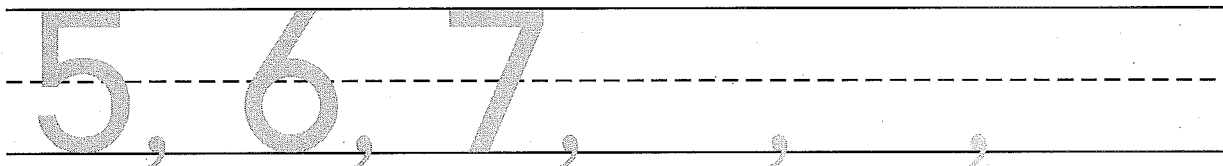
6 + 6 = _____

5 + 5 = _____


7 + 7 = _____

Name _____

1. Write the next 3 numbers you say when you count.



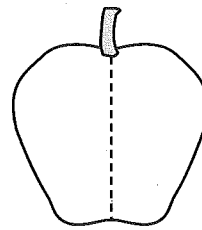
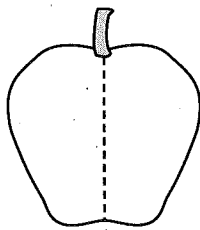
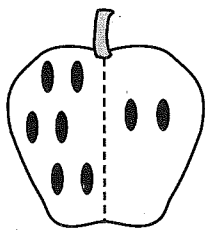
2. Shannon helped her brother take out the garbage. Shannon carried 2 bags of garbage and her brother carried 3 bags. Draw a picture and write a number sentence to show the number of bags of garbage they carried.



Number sentence _____

How many bags of garbage did they carry? _____ bags

3. Write a number sentence for the first apple.
Now draw different ways to show 8 apple seeds in the last two apples.



___ + ___ =

___ + ___ =

___ + ___ =

4. Write the answers.

8 + 8 = _____

4 + 4 = _____

9 + 9 = _____

Parent: Practice sorting objects with your child. Take turns sorting and trying to guess the sorting rule. A suggestion is to sort food in cans and boxes. For example, they can be sorted by large and small, the color of the labels, vegetables and not vegetables, etc.

Initial if completed. _____