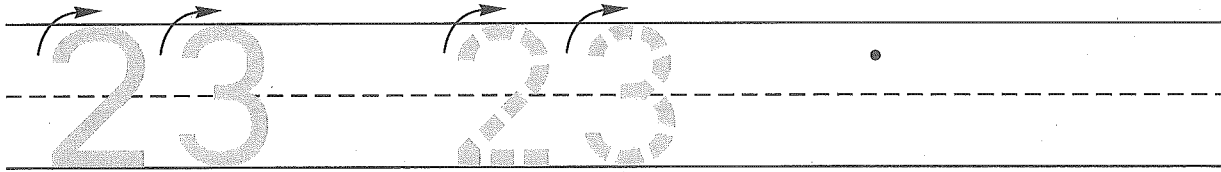



Name \_\_\_\_\_

1. Trace the number twenty-three. Write the number twenty-three 1 more time.




2. In the morning Barbara drew 2 pictures for her book. In the afternoon Barbara drew 4 more pictures. Draw the pictures and write a number sentence to show the number of pictures Barbara drew for her book.



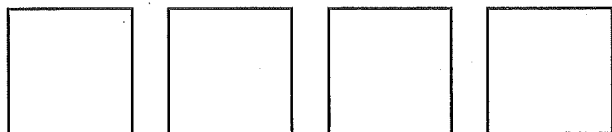
Number sentence \_\_\_\_\_

How many pictures did Barbara draw? \_\_\_\_\_ pictures

3. Color the triangles red.  
Color the circles blue.  
Color the rectangles yellow.



4. Write the letter **o** in the **third** square.  
Write the letter **s** in the **first** square.  
Write the letter **p** in the **fourth** square.  
Write the letter **t** in the **second** square.




Name \_\_\_\_\_

Saxon Math 1 (for use with Lesson 25-1)

1. Fill the missing numbers.

1	2			5		7			10
---	---	--	--	---	--	---	--	--	----


2. In the morning Bishop drew 5 pictures for his book. In the afternoon Bishop drew 5 more pictures. Draw the pictures and write a number sentence to show the number of pictures Bishop drew for his book.



Number sentence \_\_\_\_\_


How many pictures did Bishop draw? \_\_\_\_\_ pictures

3. Find something at home that has the shape of a triangle. Draw a picture of what you found.



I drew a \_\_\_\_\_.

Find something at home that has the shape of a rectangle. Draw a picture of what you found.



I drew a \_\_\_\_\_.

4. Write the letter **o** in the **second** square. Write the letter **k** in the **fourth** square. Write the letter **o** in the **third** square. Write the letter **b** in the **first** square.

--	--	--	--