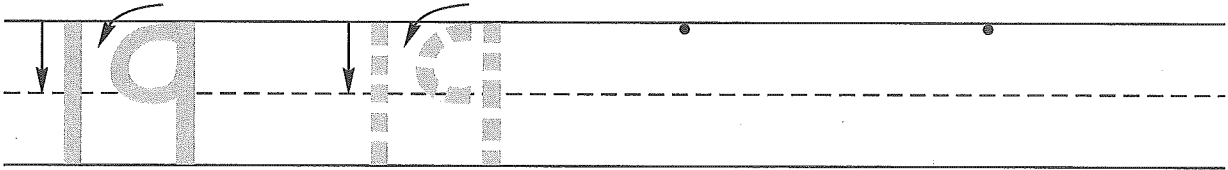
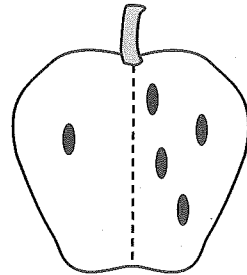


Name _____

1. Trace the number nineteen. Write the number nineteen 2 more times.




- 2. Count the seeds on each side.
Write the numbers on the lines below each side.
Count all the seeds.
Write this number in the square.

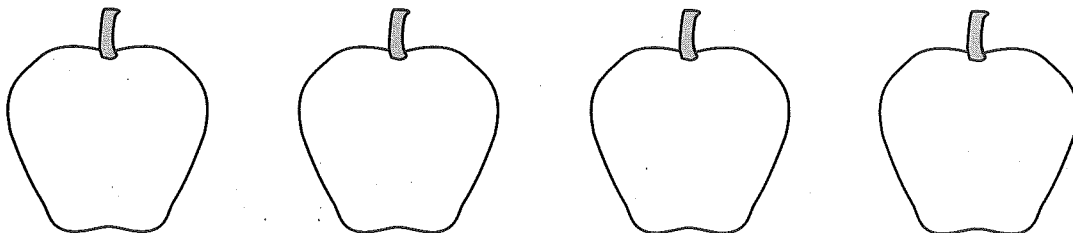


_____ + _____ =

- 3. Color the pennies brown.
How many pennies did you color? _____ pennies
Draw and color one more penny.
How many pennies have you colored now? _____ pennies



- 4. Draw 6 seeds in the **second** apple.
Draw 4 seeds in the **last** apple.
Draw 2 seeds in the **first** apple.
Draw 5 seeds in the **third** apple.
Circle the apple with the fewest seeds.

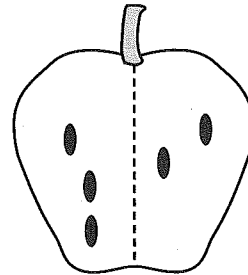


This page may not be reproduced without permission of Harcourt Achieve Inc.

Name _____


1. When we count, what number is between 8 and 10? _____
Practice writing that number.

2. Count the seeds on each side.
Write the numbers on the lines below each side.
Count all the seeds.
Write this number in the square.



_____ + _____ =

3. Color the pennies brown.
How many pennies did you color? _____ pennies
Draw and color one more penny.
How many pennies have you colored now? _____ pennies



4. Draw 4 seeds in the **second** apple.
Draw 3 seeds in the **first** apple.
Draw 7 seeds in the **third** apple.
Draw 5 seeds in the **last** apple.
Circle the apple with the fewest seeds.

