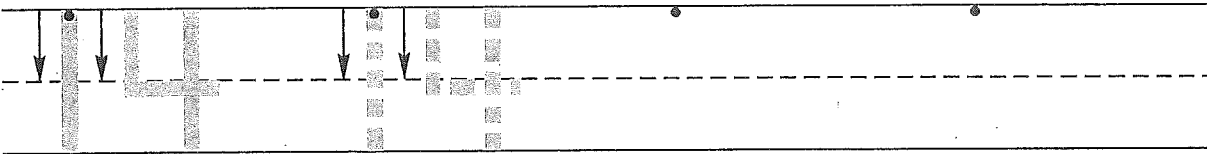



Name \_\_\_\_\_

1. Trace the number fourteen. Write the number fourteen 2 more times.



2. There were 6 apples on the table. Draw the apples on the table. Victor ate 1 apple. Cross out the apple Victor ate.

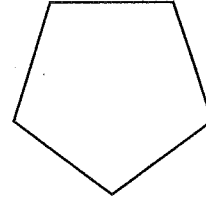


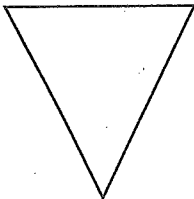


How many apples are on the table now? \_\_\_\_\_ apples.

3. Write the numbers from 6 to 9.



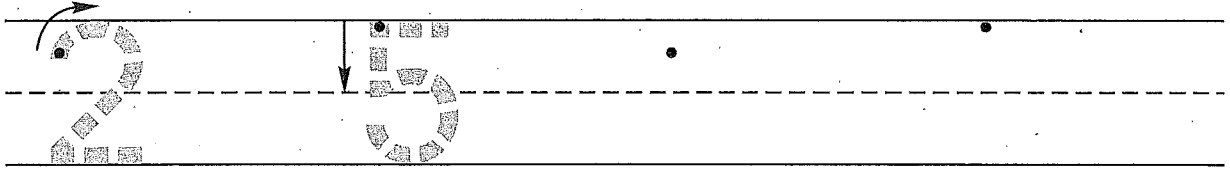
4. Color the shape with **4 sides** blue.  
Color the shape with **3 angles** green.  
Color the shape on the **right** yellow.




This page may not be reproduced without permission of Harcourt Achieve Inc.

Name \_\_\_\_\_

1. Write the numbers.



2. There were 5 apples on the table. Draw the apples on the table. Sally ate 1 apple. Cross out the apple Sally ate.



How many apples are on the table now? \_\_\_\_\_ apples.

3. Write the numbers from 6 to 9.



4. Color the shape with **3 sides** orange.  
Color the shape with **4 angles** red.  
Color the shape on the **right** blue.

