

Name _____

(Draw a 3-inch line segment for your name.)

Date _____

Day of the Week _____

Tally marks

1. Write the number one hundred seven on the place value chart.

Hundreds	Tens	Ones

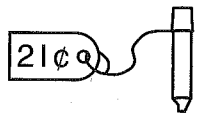

Circle the digit that tells the number of 100's.

2. Harvey cut out a half-dozen paper hearts. Then he cut out two more paper hearts. Draw a picture and write a number sentence to show the hearts.

Number sentence _____

How many paper hearts did Harvey cut out altogether? _____ paper hearts

3. Circle the coins Judy can use to pay for the marker.



4. Write one observation about your classroom graph about foods.

5. Write the answers. Fill in the correct comparison symbol (>, <, or =).

$5 + 7 \bigcirc 6 + 8$

$4 + 7 \bigcirc 3 + 8$

Name _____

Saxon Math 1 (for use with Lesson 118)

1. Put these number cards in order from least to greatest.

42	51	39	47
----	----	----	----


least			greatest

2. Carolyn had a half-dozen pencils. She gave one pencil to Allison. Draw a picture and write a number sentence to show what happened in this story.

Number sentence _____

How many pencils does Carolyn have now? _____ pencils


3. Circle the coins Frank can use to pay for the pencil.



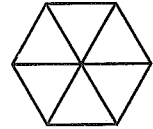
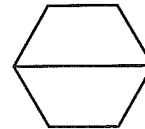
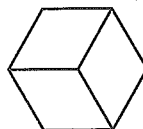
4. The children in Mrs. Krepcio's class made this graph.

Write one observation about their graph.

Foods We Like



5. Color one half red.
Color one third blue.
Color one sixth green.



6. Write the answers. Fill in the correct comparison symbol (>, <, or =).

$3 + 5 \bigcirc 8 + 3$

$5 + 7 \bigcirc 4 + 8$
